



BROOKS MACDONALD

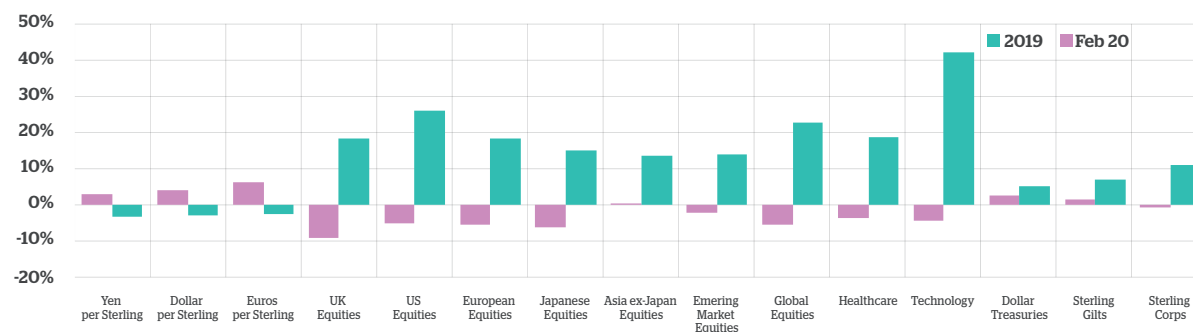
International MPS Portfolios

February 2020

IMPS Monthly market commentary

- / Global equity returns weakened in February, with markets down steeply after sharp falls in the final week of the month - the worst week for stocks since the global financial crisis. Investor sentiment was affected by intensifying concerns about the spread of the coronavirus and its potential effect on the global economy.
- / For UK investors, the pattern was similar - equities remained buoyant until a final-week slump caused by worries about the coronavirus wiped out gains.
- / Economic news was mixed in the UK, with consumer price inflation unexpectedly higher at 1.8% (from 1.3%). However, GDP growth was flat for the final quarter of 2019. Sterling's strength against global currencies was also tested by coronavirus concerns, along with the inconclusive nature of Brexit negotiations.
- / In the US, equity markets were down over the month. Stocks were boosted initially by positive sentiment stemming from signs of economic health: employment figures were encouraging, with 225,000 jobs added in January and US consumer price inflation moved closer to the Federal Reserve's target of 2.0%. However, concerns about the coronavirus intensified towards month-end, erasing the gains. Meanwhile, the Democratic presidential primaries did not identify a clear frontrunner for the 2020 election.
- / European equities were also down sharply in February, reflecting the impact of the coronavirus. This was despite markets having hit highs earlier in the month, thanks in part to a recovery in Italian banking stocks and a boost in sentiment from supportive Chinese policies. Inflation in the eurozone reached 1.4% annual growth in January, the strongest rise since April 2019. Less positively, data releases showed that 2019 had been German manufacturing's worst year for a decade.
- / Japanese markets did not escape the global sell-off, amid concerns that the coronavirus spread could escalate into a pandemic. Meanwhile, Japan's GDP was down 1.6% in the final quarter of 2019, with a 6.3% annualised fall - this drop reflected the after-effects of the consumption-tax increase implemented in October 2019.
- / Asia ex-Japan markets were marginally up as a whole, despite concerns over the spread of the coronavirus. Having been boosted by the interventionist policies of the People's Bank of China, Chinese equities bucked the global trend by rising for the month.
- / Emerging market equities were also caught up in the coronavirus-related sell-off. In Latin America, the Brazilian real hit a succession of all-time lows, despite the central bank intervening to attempt to prop up the currency.
- / Sovereign bond markets gained ground, outperforming equities as concerns about the effects of the coronavirus curbed the 'risk on' tone. The US 10-year Treasury yield hit a new low of 1.126%, while the 10-year gilt yield moved down from 0.52% to 0.45%. Corporate bonds also benefited from the decreased risk appetite.
- / The top performing funds in our sterling balanced portfolios included the iShares Core UK Gilts ETF (+0.94%) which benefitted from strength in sovereign debt. Our holding in the Fidelity Flexible Bond Fund (+0.41%) also benefited from the same risk aversion seen over February.
- / Changes that were made in our sterling balanced portfolio in February was the sale of the iShares USD Treasury ETF and the equivalent addition of the Muzinich Global Tactical Credit Fund (GBP hedged). This change was implemented in order to lower our USD currency exposure in our sterling strategies and to switch from a passive bond investment into an actively managed bond fund.

Asset market returns



Sterling-denominated market performance, 31.12.18-31.12.19 and 31.01.20-29.02.20, total return performance figures.

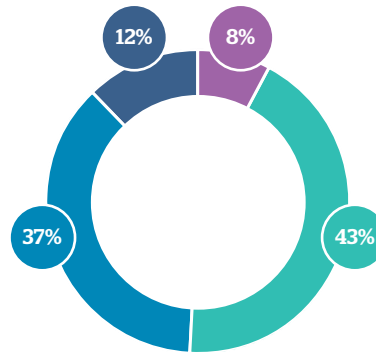
Past performance is not a reliable indicator of future results.

Source: Thomson Reuters Datastream, MSCI: please see important information

Cautious Balanced

A low-to-medium risk, cautious portfolio structured to provide a large degree of capital protection whilst providing an element of capital growth over the medium-to-long term. Capital growth investments will be made in a combination of stable and growth assets. Equity exposure is expected to range between 30-55%. The recommended investment time frame for this strategy is in excess of five years. Long-term returns are targeted to exceed inflation by 2% per annum.

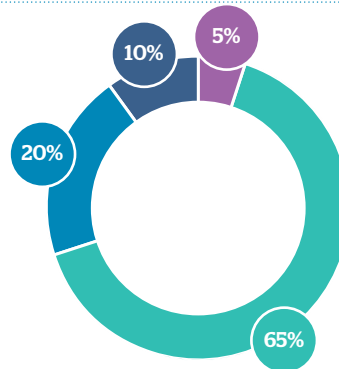
Available in: £ € \$



Balanced

A medium risk, balanced portfolio structured to provide some capital growth, without full equity market volatility. Investments will be weighted towards growth assets, such as equities and property, with a lower weighting to stable investments such as fixed interest securities. Equity exposure is expected to range between 55-75%. The recommended investment time frame for this strategy is in excess of five years. Long-term returns are targeted to exceed inflation by 3% per annum.

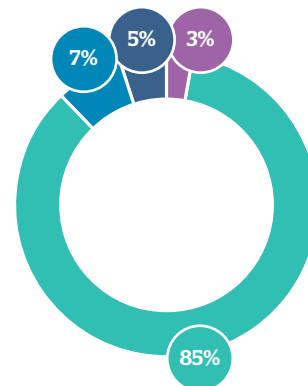
Available in: £ € \$



Growth

A medium-to-high risk, capital growth orientated portfolio structured to provide high levels of participation in growth assets, with associated high levels of equity market risk. The majority of investments will be in growth assets, such as equities, property and other alternative asset classes of investment, with smaller allocations to stable investments such as fixed interest securities. Equity exposure is expected to range between 75-95%. The recommended investment time frame for this strategy is in excess of five years. Long-term returns are targeted to exceed inflation by 4% per annum.

Available in: £ € \$



■ Fixed interest ■ Equity ■ Alternatives ■ Property

Important information

This document is intended for professional advisers authorised to give financial advice only and should not be relied upon by any persons who do not have professional experience in matters relating to investments.

The performance indicated for each sector should not be taken as an expectation of the future performance. Investors should be aware that the price of investments and the income from them can go down as well as up and that neither is guaranteed. Past performance is not a reliable indicator of future results. Investors may not get back the amount invested. Changes in rates of exchange may have an adverse effect on the value, price or income of an investment. Investors should be aware of the additional risks associated with funds investing in emerging or developing markets.

The information in this document does not constitute advice or a recommendation and you should not make any investment decisions on the basis of it. This document is for the information of the recipient only and should not be reproduced, copied or made available to others.

The MSCI information may only be used for your internal use, may not be reproduced or re-disseminated in any form and may not be used as a basis for or a component of any financial instruments or products or indices. None of the MSCI information is intended to constitute investment advice or a recommendation to make (or refrain from making) any kind of investment decision and may not be relied on as such. Historical data and analysis should not be taken as an indication or guarantee of any future performance analysis, forecast or prediction. The MSCI information is provided on an "as is" basis and the user of this information assumes the entire risk of any use made of this information. MSCI, each of its affiliates and each other person involved in or related to compiling, computing or creating any MSCI information (collectively, the "MSCI Parties") expressly disclaims all warranties (including, without limitation, any warranties of originality, accuracy, completeness, timeliness, non-infringement, merchantability and fitness for a particular purpose) with respect to this information. Without limiting any of the foregoing, in no event shall any MSCI Party have any liability for any direct, indirect, special, incidental, punitive, consequential (including, without limitation, lost profits) or any other damages. (www.msci.com)

Brooks Macdonald is a trading name of Brooks Macdonald Group plc used by various companies in the Brooks Macdonald group of companies.

Brooks Macdonald Asset Management Limited is regulated by the Financial Conduct Authority. Registered in England No 3417519. Registered office: 21 Lombard Street, London EC3V 9AH. Brooks Macdonald Asset Management (International) Limited is licensed and regulated by the Guernsey Financial Services Commission. Its Jersey Branch is licensed and regulated by the Jersey Financial Services Commission. Brooks Macdonald Asset Management (International) Limited is an authorised Financial Services Provider, regulated by the South African Financial Sector Conduct Authority. Registered in Guernsey No 47575. Registered office: First Floor, Royal Chambers, St. Julian's Avenue, St. Peter Port, Guernsey GY1 2HH.

More information about the Brooks Macdonald Group can be found at www.brooksmacdonald.com.